

*Ross County Community
Action Commission Inc.*



*Early Head Start & Head Start
2022-2023 Annual Report*

*Policy Council Approval: 1/08/2024
Governing Board Approval: 1/17/2024*

Philosophy and Goals

Ross County CAC – Early Learning Programs’ mission is to provide a comprehensive child development program that promotes school readiness for children ages Birth-5 from low-income families in Ross County, by building parenting skills and self-esteem, building community partnerships, providing health services, and providing professional development for our staff to enable us to support and guide children’s cognitive, social, and emotional development.

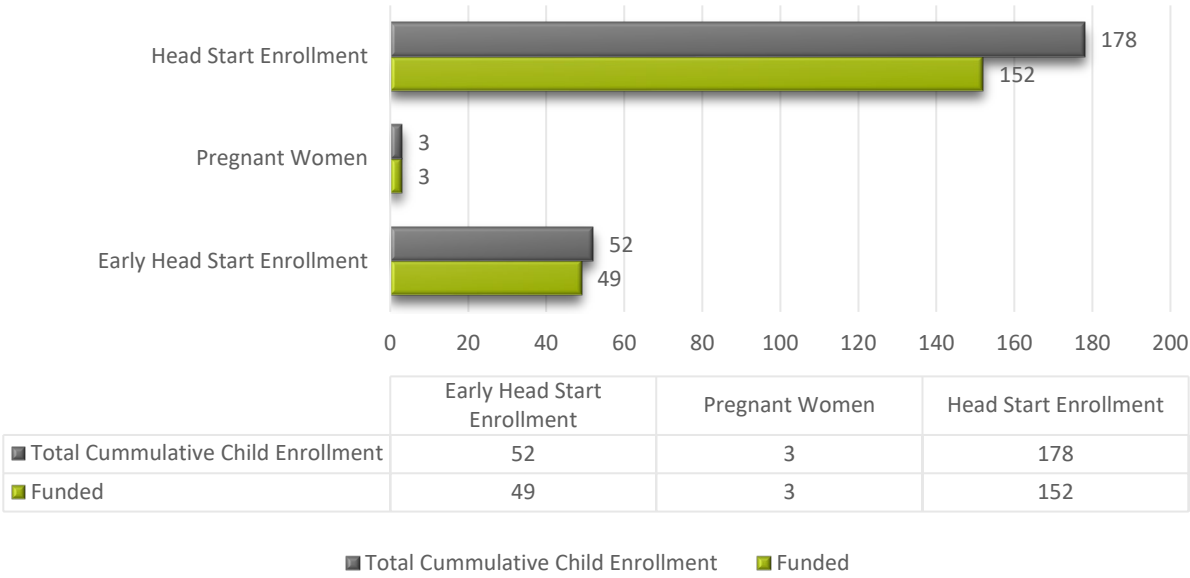
The philosophy of our program is that children benefit from a program that is family and community centered. We feel that parents are their child’s first teachers and that connections within the community strengthen a child’s development.

Children are individuals and should be treated as individuals. Rules are designed to create a safe environment and framework within which each child is provided the stability and consistency necessary for proper development, while at the same time providing opportunities for the child to participate in activities that help him/her acquire skills in all areas of development.

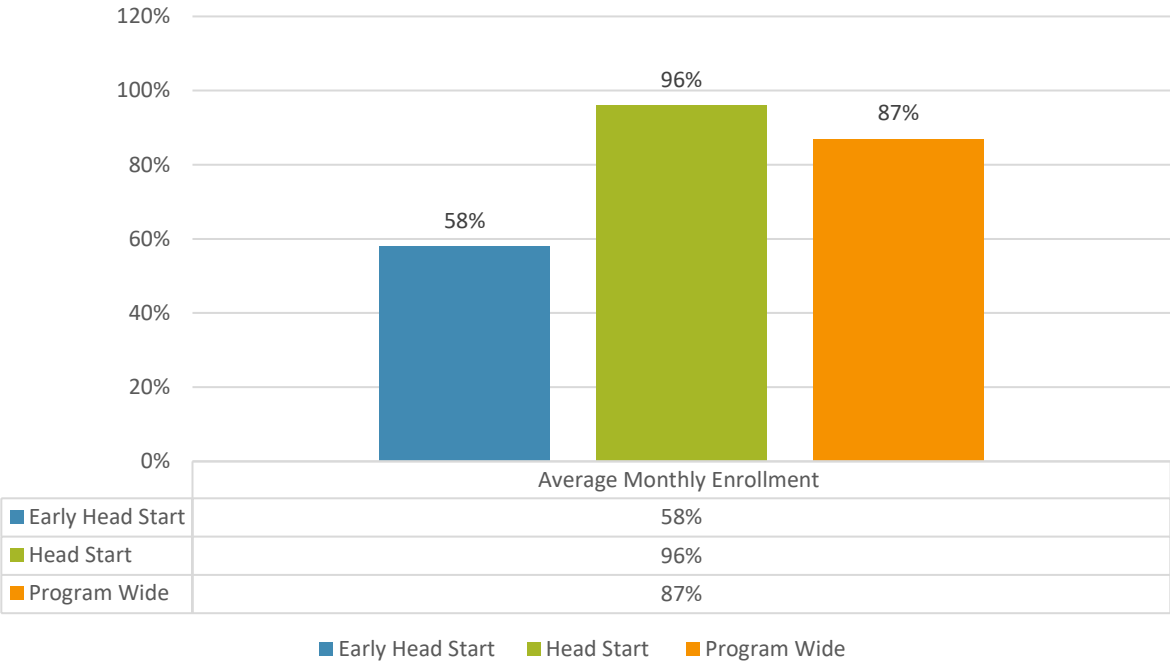
Children learn by doing. The Early Learning programs strive to provide each child with hands-on experiences to encourage the child to be creative, imaginative, innovative, and to create a desire to explore and learn. We want to inspire/instill a lifelong love of learning.

Enrollment

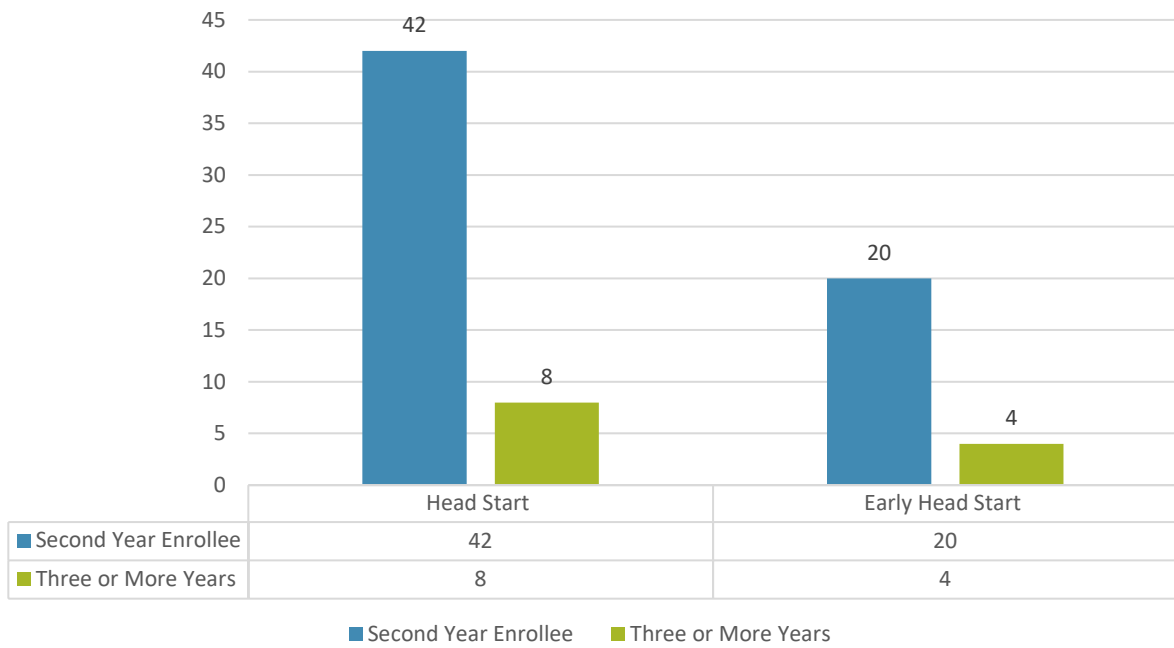
**Funded and Cummulative Enrollment
July 1, 2022-June 30, 2023**



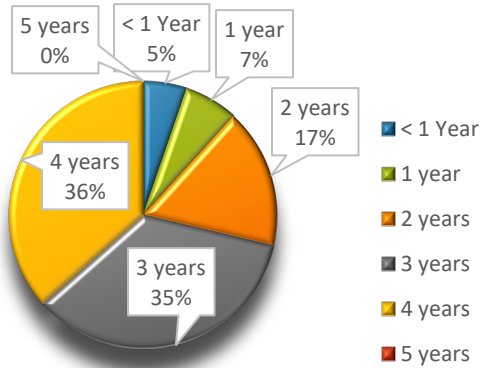
Average Monthly Enrollment July 1, 2022 - June 30, 2023



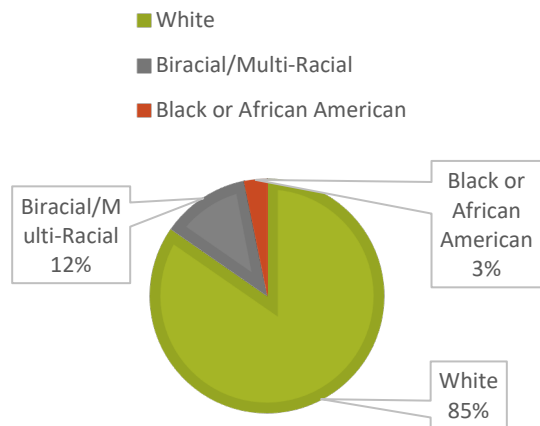
Head Start And Early Head Start Enrollment Prior Enrollment



Children by Age (at time of enrollment)



RACE & ETHNICITY

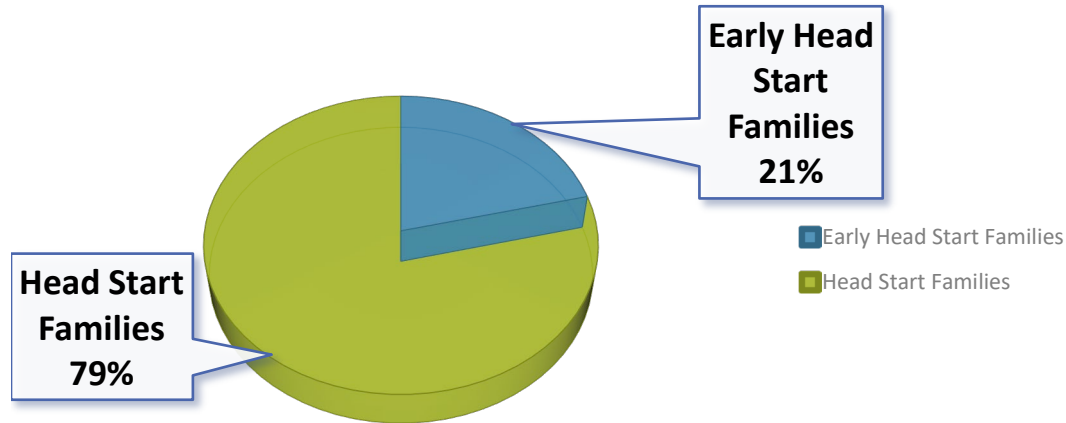


Hispanic or Latino Origin- .02%

Primary Language of family at home: English 100%

Family Demographics

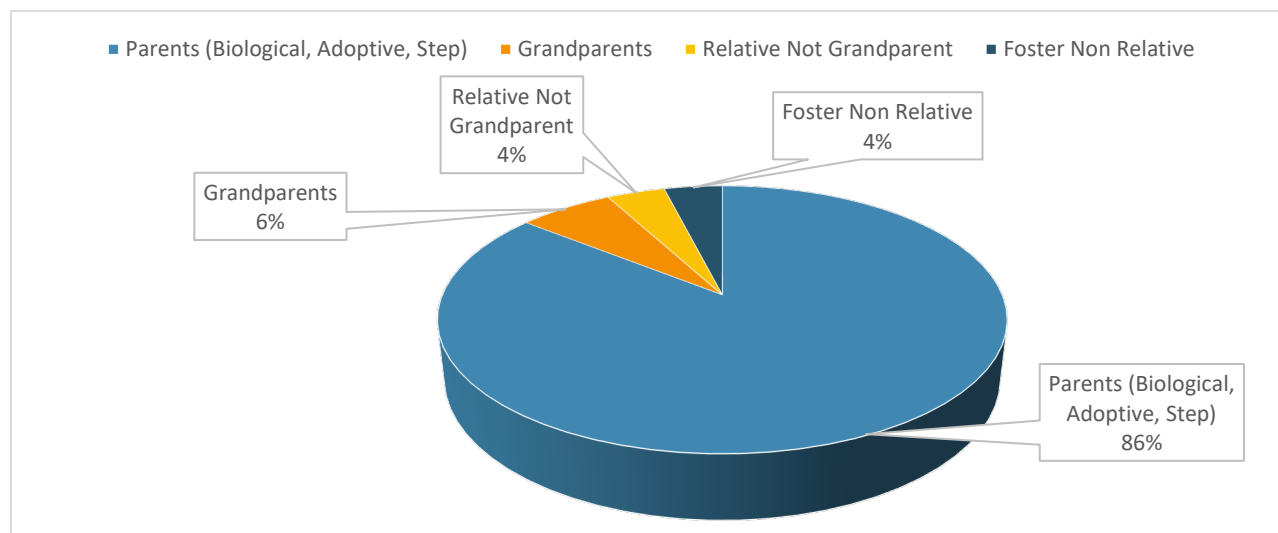
OF THE 203 FAMILIES SERVED...



Two Parent Families: **42%**

Single Parent Families: **58%**

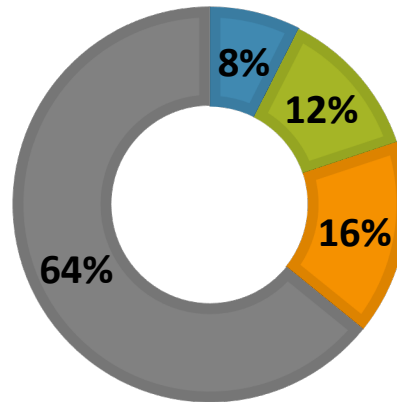
Family Design



Of the 174 families of which the parent/guardian figure is best described as a biological, adoptive, or step parent: **95%** have a mother only and **5%** have a father only.

EDUCATIONAL ATTAINMENT OF FAMILIES

- Advanced or Bachelor Degree
- Associate, Vocational, Some College
- Less than High School Graduate
- High School Grad/GED



Employment, Job Training, and School (at enrollment)

At least one parent/guardian is employed, in job training, or in school: **61%**

Neither parent is employed, in job training, or attending school: **39%**

Disabilities Services

Identifying young children with unique developmental needs, ensuring children receive appropriate and timely services and helping families navigate eligibility guidelines is essential to the Head Start Birth to Five Program. The Office of Head Start requires 10% of the total funded enrollment must be children with special needs.

15.4% of EHS students received services through an IFSP.

15.2% of HS students received services through an IEP.

17% of students program wide received services through an IFSP/IEP (funded enrollment).

Mental Health



RCCAC continued its partnership with **Mares Cares Counseling, LLC**. All classroom staff received assistance from a mental health consultant through observation or consultation. In addition, the program was able to offer a weekly 30-minute session with

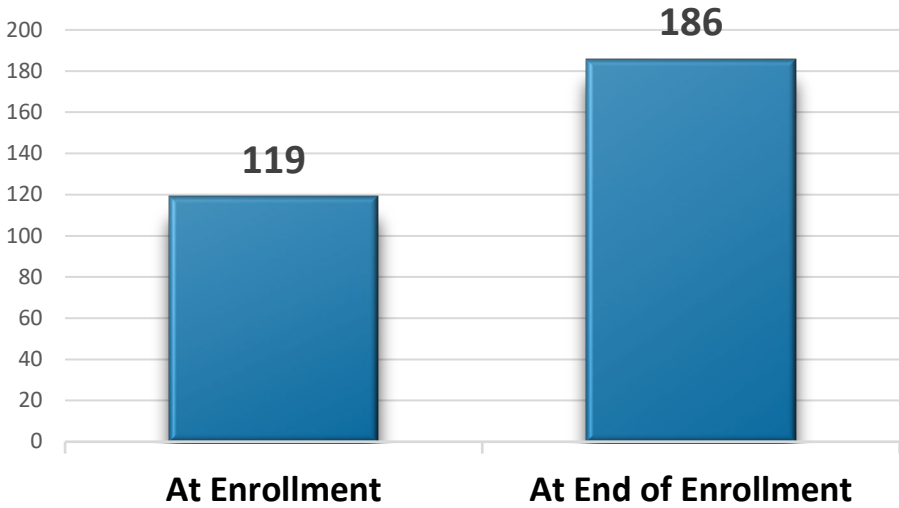
Soundscape Music Therapy in each classroom!

Health Services

33% of Early Head Start children were determined to be up to date on a schedule of age-appropriate preventive and primary health care by the end of enrollment!

94% of Head Start children were determined to be up to date on a schedule of age-appropriate preventive and primary health care by the end of enrollment!

Children Up-To-Date On A Schedule of Age-Appropriate Preventive and Primary Health Care



Immunizations



Early Head Start immunizations/exemptions increased from **85%** at the beginning of enrollment to **87%** at end of enrollment.

Head Start immunizations and/or exemptions remained at **100%** from the

beginning to the end of enrollment.

Dental Exams and Treatment



100% of **Head Start** children had access to preventative care and dental treatment during the program year. Of those with access, **79%** completed a professional dental examination during the program year. Of the 141 students that completed a dental examination, 13 (9%) of them were diagnosed as needing dental treatment; 6 children (46%) received the treatment by the end of the program year.

100% of **Early Head Start** children had access to preventative care and

dental treatment during the program year. Of those with access, **25%** were considered up to date according to the dental periodicity schedule for Ohio by end of enrollment.

The program partners with **First Capital Dental** to conduct dental exams at the center twice per program year!



Nutrition

15,362 Breakfasts

15,860 Lunches

17,245 Snacks

RCCAC Early Head Start and Head Start programs provide nutrition assessment during enrollment, nutritious meals approved by a

dietician with modifications for students with special dietary needs, education for students, and education opportunities for parents to help them make healthy choices for themselves and their children.

Parent and Family Involvement

Engaging Families in School Readiness

Parents are the prime educator of their children. We strive to assist parents in achieving their full potential as both individuals and as their child's parent.

Parents are strongly encouraged to volunteer, share a special talent/skill, and/or simply visit the classroom.

Various meetings and/or workshops are provided throughout the year to provide developmentally appropriate information and/or activities.

Each center hosted a **monthly Parent Committee Meeting!**



Huntington Grandparent Event



Early Head Start hosted an **Infant & Toddler Night!** Families were invited to the center to participate in activities just for our zero to three-year-old students! This was also an opportunity for families in our community who were interested in Early Head Start to come to the

center and learn more about it! Several community partners participated in the event!



We celebrated the **Week of the Young Child** with a **Three Little Pigs STEM Parent Night!**

Families were invited to try different methods for building a house for the three little pigs!



On December 1, 2022, the program hosted a **Magical Math Night** at the OU-C Center. The event included *Erica Carlson and “Sedgie the Hedgie”* on a magical math

pirate adventure. Early Childhood students from OU-C planned math activities for families to engage in around the center; participation in this event counted as the college student’s final exam grade!

This is a great example of the partnership our program has with Ohio University!



Parents participated in the **School to Heart to Home Parent Curriculum** parent training with the Child and Family Advocate Staff. The curriculum is developed by Conscious Discipline, which is a practice in our center-based option. The program has a goal to increase parent participation in the parent curriculum training in the 2023–2024 program year by 10%



Let's Make A "School to Heart to Home" Connection!

Are you interested in learning skills to respond to your child's **challenging behaviors**?

Are you interested in learning ways to build a positive **parent-child relationship**?

Do you want to know more about how you can help your child have a **successful school experience**?

Session 1 - "Introduction to Conscious Discipline"

When: Friday October 13, 2022

Time: 5:00 p.m.

Where: OU-C Child Development Center
101 University Drive in Chillicothe, Ohio

FREE Dinner & Child Care

Gift Card drawing at each session!

Engaging Fathers

RCCAC Early Head Start and Head Start program is a proud sponsor of **Dad & Me!** This monthly event is an opportunity for men and their children to play, hike, build, investigate, create, use tools, and have fun together!

Event	Month	Percentage of Head Start Men/Children That Participated
Bicycling	September 2022	36%
Paddlewheel Boats	October 2022	46%
Slingshots	November 2022	67%
Bakery Shop	December 2022	7%
Art Lab: Sculptures	January 2023	40%
3 Pigs Challenge	February 2023	50%
Snake School	March 2023	39%
Chicken Eggs	April 2023	19%
Nature Art	May 2023	23%
Skeeball	June 2023	0%

The 2022-2023 Parent Survey Says....

96% of parents completing the survey reported that staff make them feel welcome in the program!

94% of parents completing the survey reported that they were either satisfied or very satisfied with the communication they received from classroom staff.

96% of parents completing the survey reported that their child was more socially prepared for school after attending RCCAC EHS/HS!

98% of parents completing the survey reported that RCCAC EHS/HS program supported their child in developing academically!

90% of parents completing the survey reported that RCCAC EHS/HS program supported their family in making better health choices daily.

90% agreed/strongly agreed that RCCAC EHS/HS helped connect them to other community resources!

98% reported that based on their experience they were likely/very likely to recommend RCCAC EHS/HS to other families!

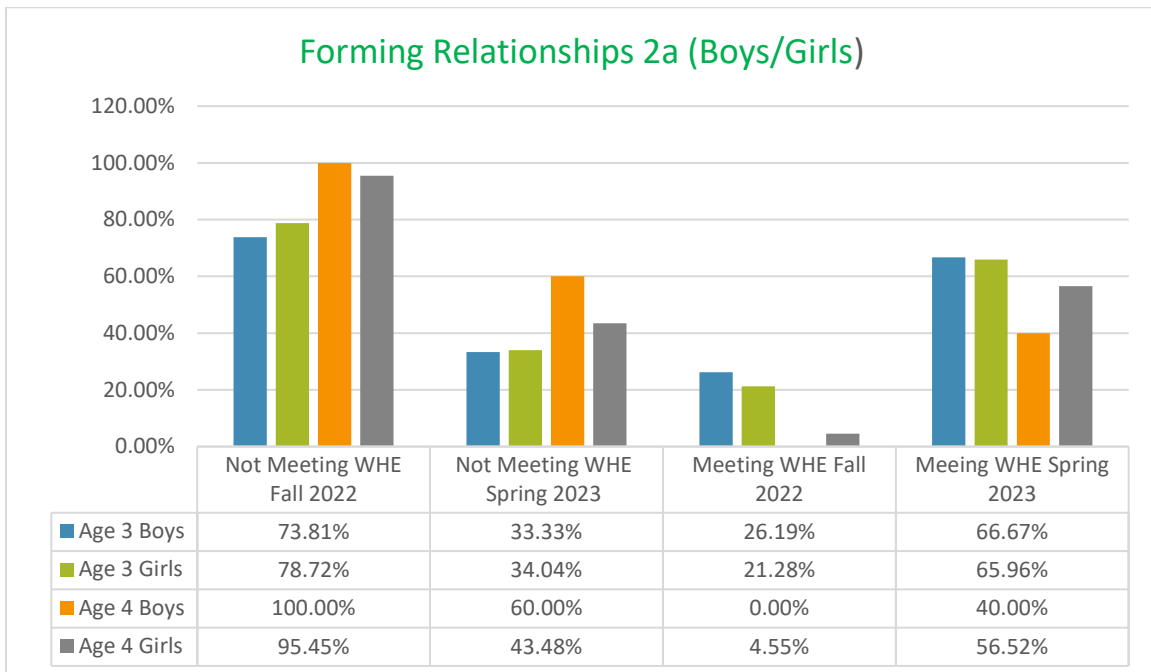
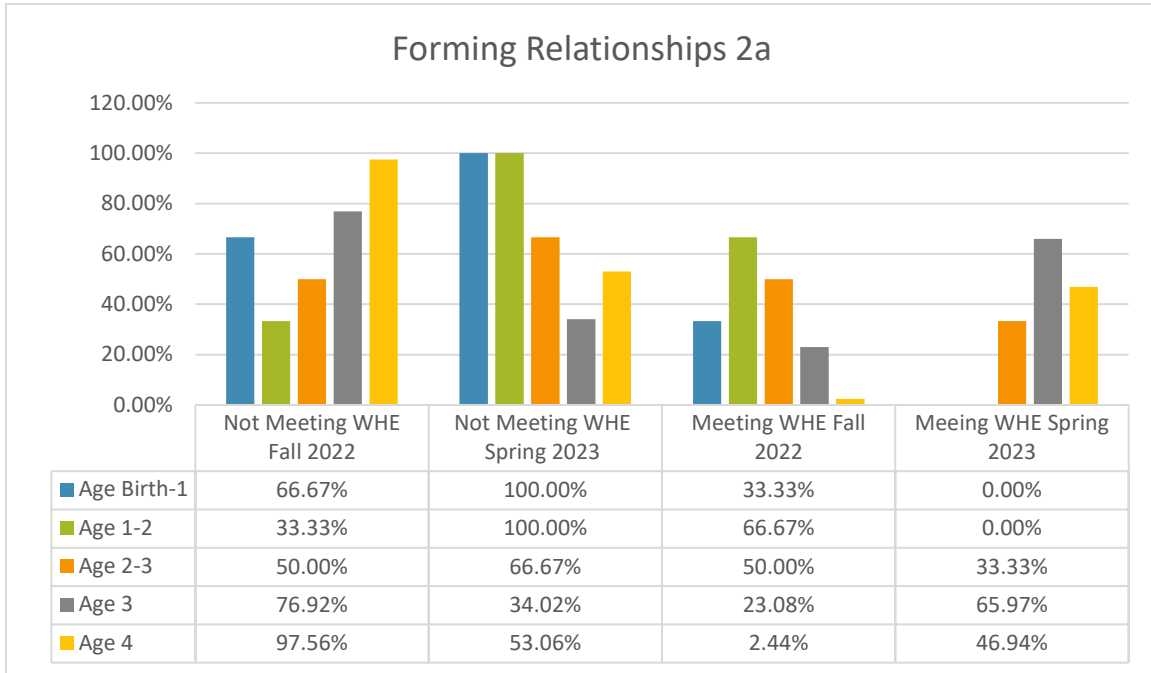
Kindergarten Readiness



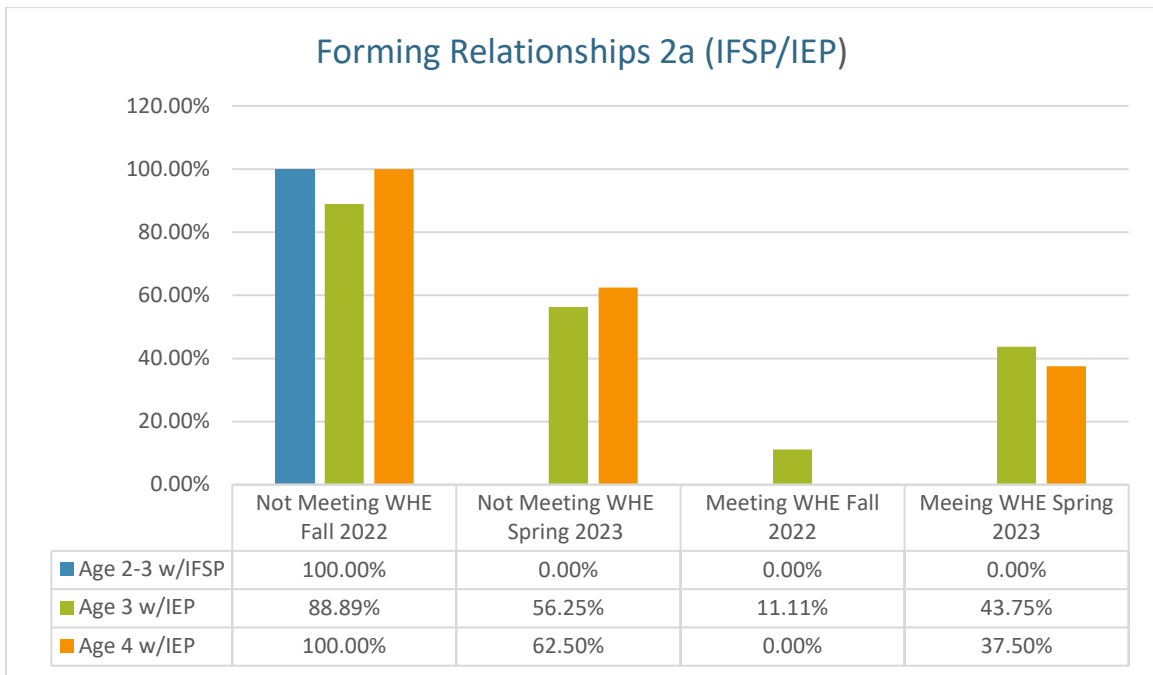
- **68** children, or **38%** of children enrolled in RCCAC Head Start for the 2022-2023 school year were predicted to transition to kindergarten!
- Children were able to visit a kindergarten classroom!
- Parents had an opportunity to participate in a Kindergarten Transition Parent Committee Meeting at their center!

School Readiness Goals- This data demonstrates how children enrolled in Ross County Community Action Commission Early Head Start/Head Start program either meet or do not meet the widely held expectations (WHE) for their age group. The comparison includes data from the Fall of 2022 and Spring 2023; the intent being to demonstrate growth over a program year. “The term widely held expectations describes the range of knowledge, skills, and abilities that children of a particular age or class/grade typically demonstrate over a year of life or from the beginning to the end of a program year. The WHE are based on the latest research in early childhood education, are demonstrated in the progression for Gold Objectives for Development and Learning 1-23 and are used to help determine if a child’s (or group of children’s) knowledge, skills, and abilities are below, meeting, or exceeding their age or class/grade expected range of knowledge, skills, and abilities.” *(Taken from My Teaching Strategies Support)*

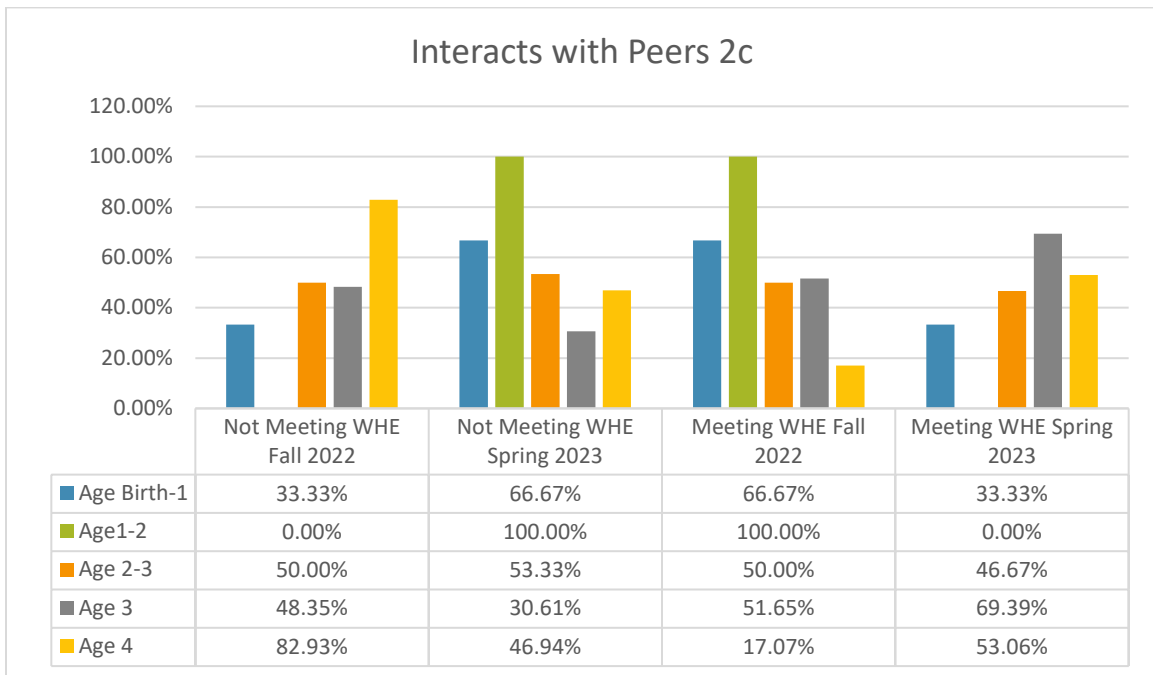
Social and Emotional Development- Child engages in and maintains positive relationships and interactions with peers and adults. (TS Gold Obj. 2a, 2c)



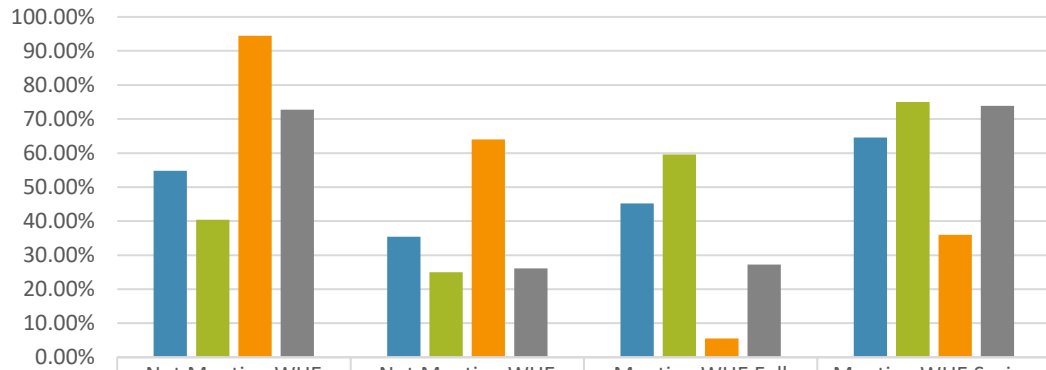
Forming Relationships 2a (IFSP/IEP)



Interacts with Peers 2c

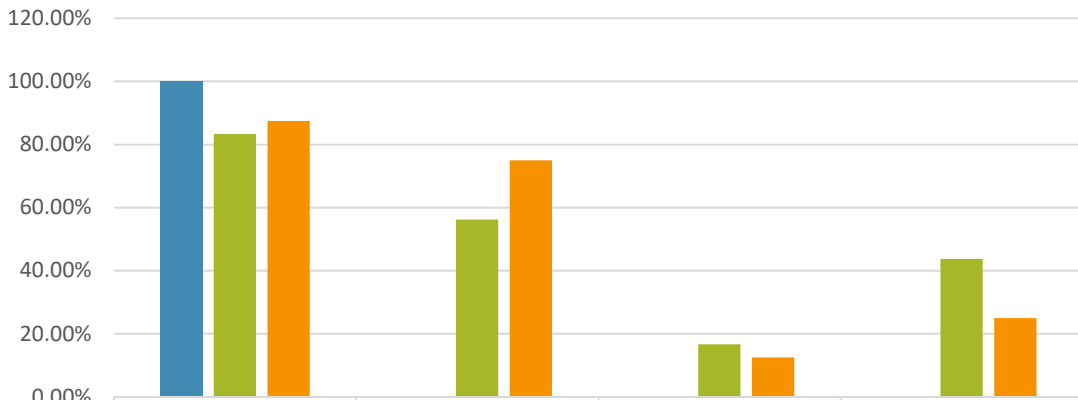


Interacts with Peers 2c (Boys/Girls)



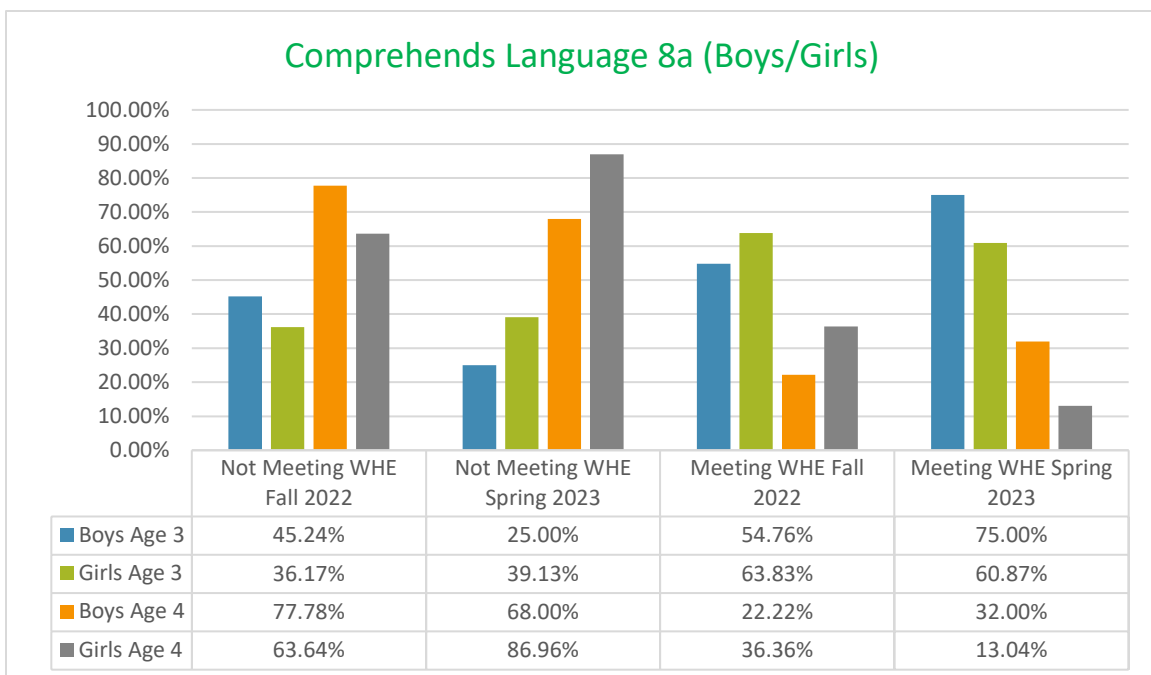
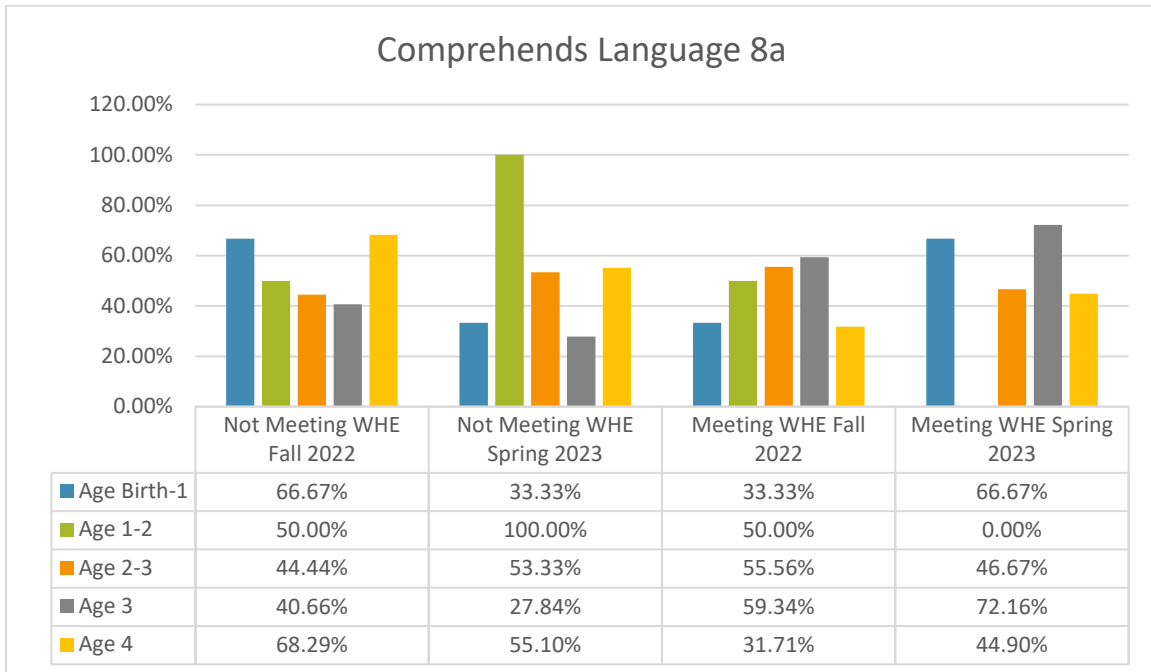
	Not Meeting WHE Fall 2022	Not Meeting WHE Spring 2023	Meeting WHE Fall 2022	Meeting WHE Spring 2023
Age 3 Boys	54.76%	35.42%	45.24%	64.58%
Age 3 Girls	40.43%	25.00%	59.57%	75.00%
Age 4 Boys	94.44%	64.00%	5.56%	36.00%
Age 4 Girls	72.73%	26.09%	27.27%	73.91%

Interacts with Peers 2c (IFSP/IEP)

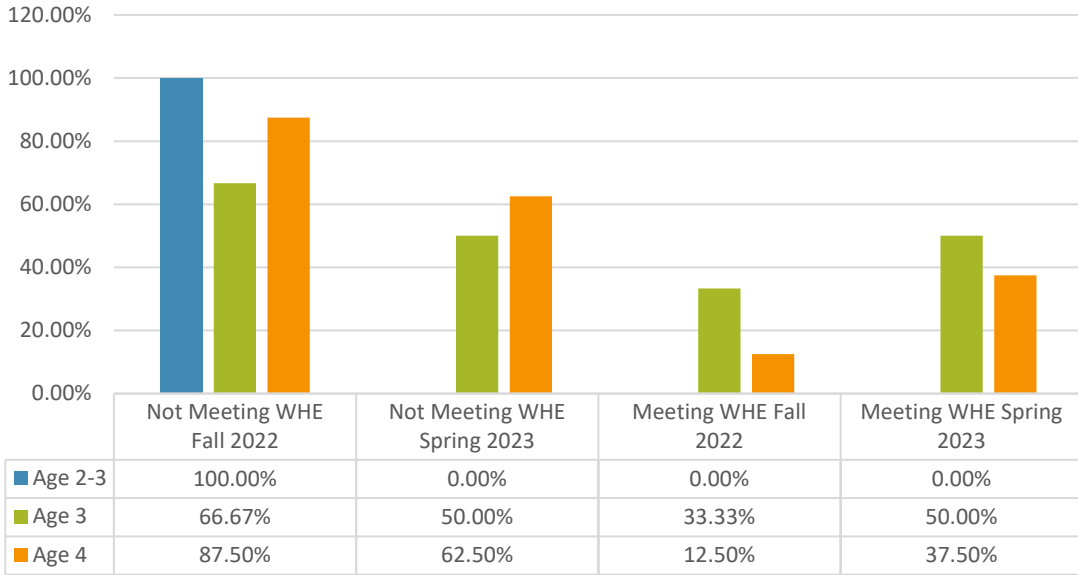


	Not Meeting WHE Fall 2022	Not Meeting WHE Spring 2023	Meeting WHE Fall 2022	Meeting WHE Spring 2023
Age 2-3	100.00%	0.00%	0.00%	0.00%
Age 3	83.33%	56.25%	16.67%	43.75%
Age 4	87.50%	75.00%	12.50%	25.00%

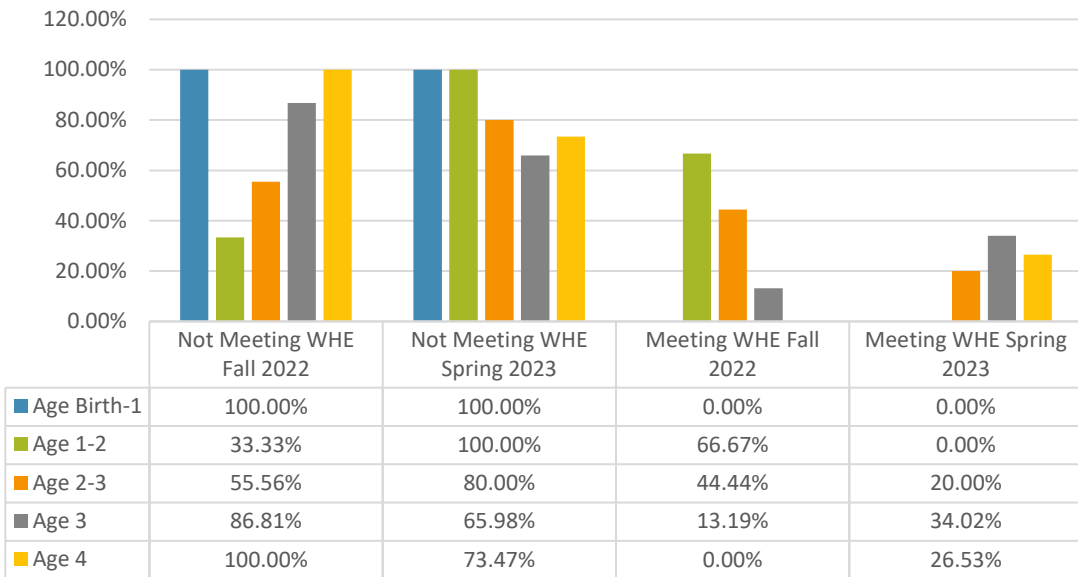
Language and Development- Children will comprehend language. (TS Gold Obj. 8a, 8b.



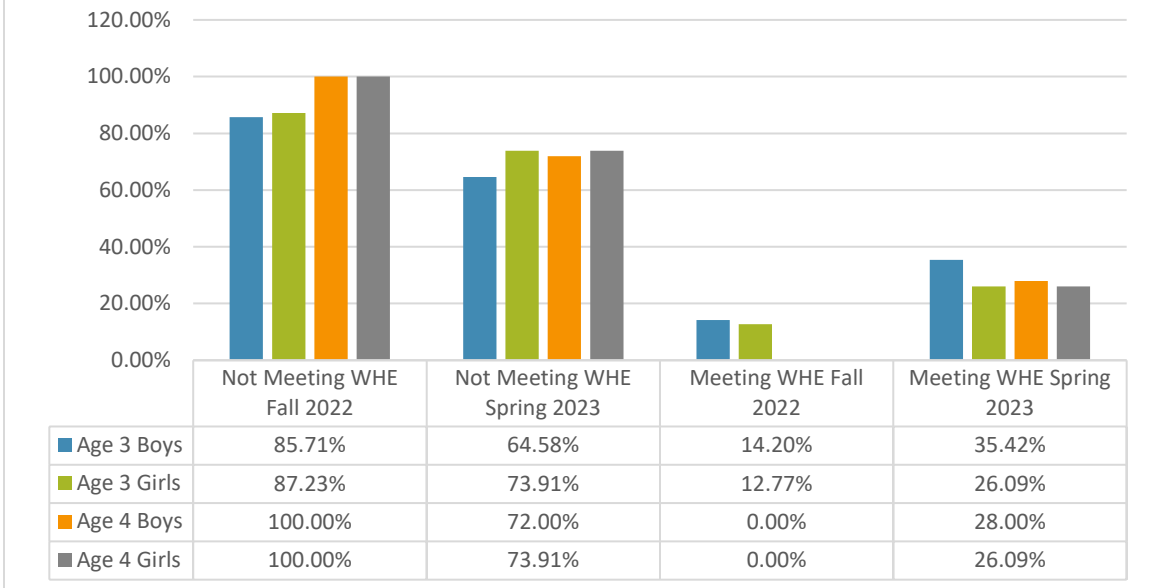
Comprehends Language 8a (IFSP/IEP)



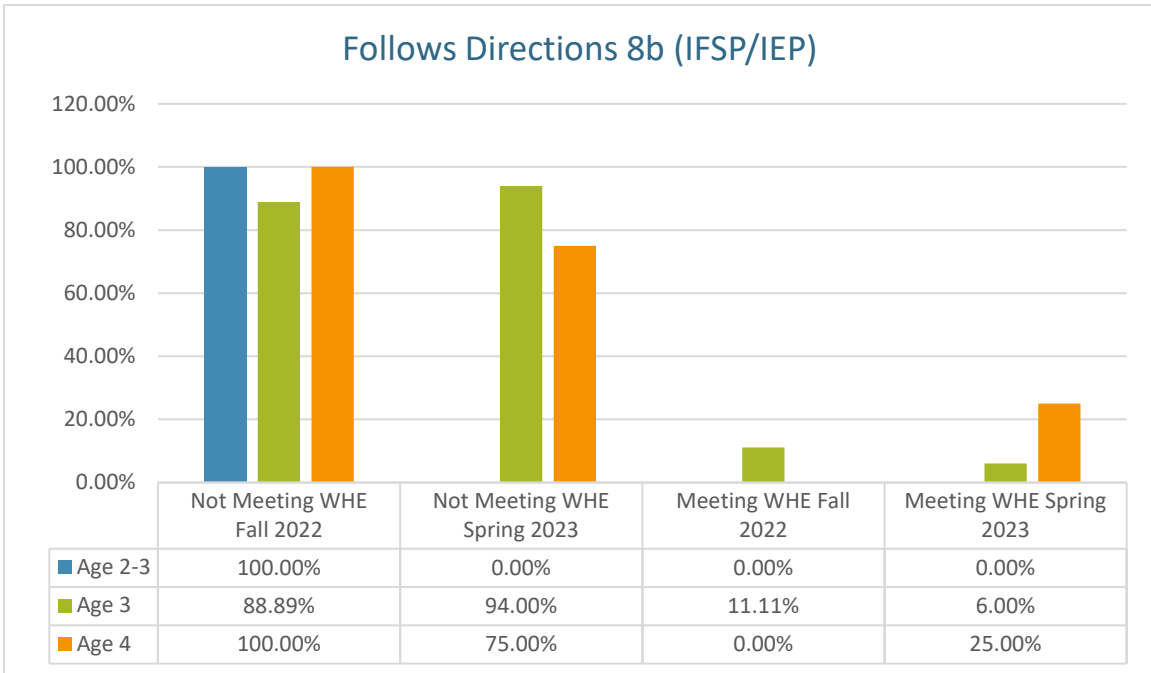
Follows Directions 8b



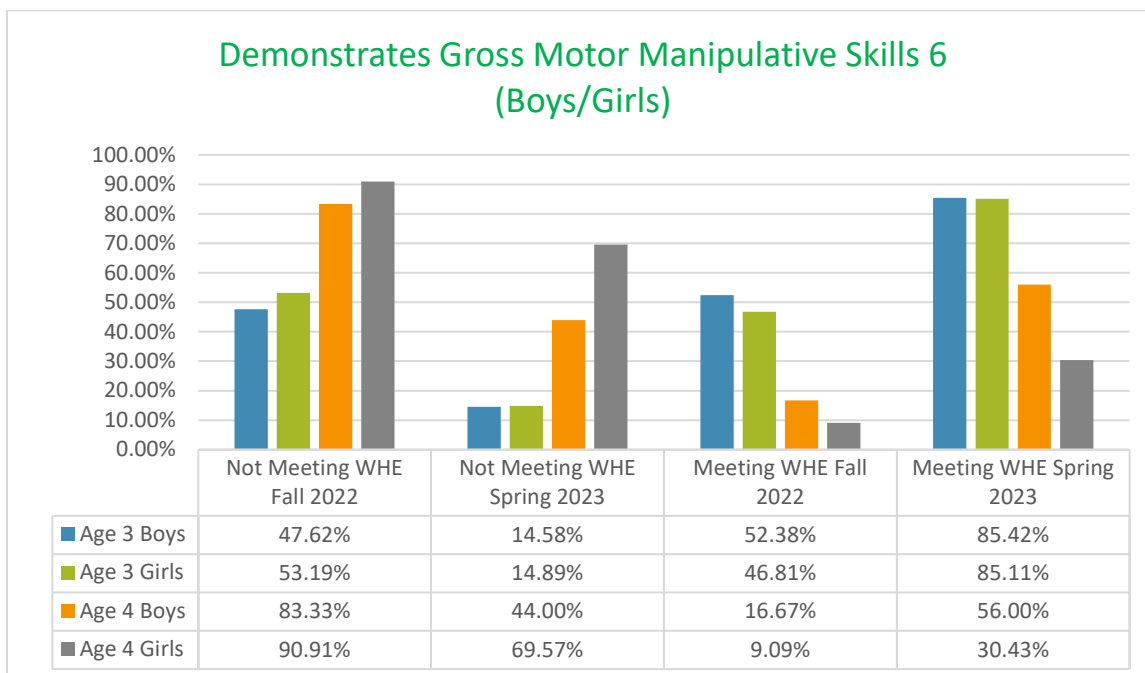
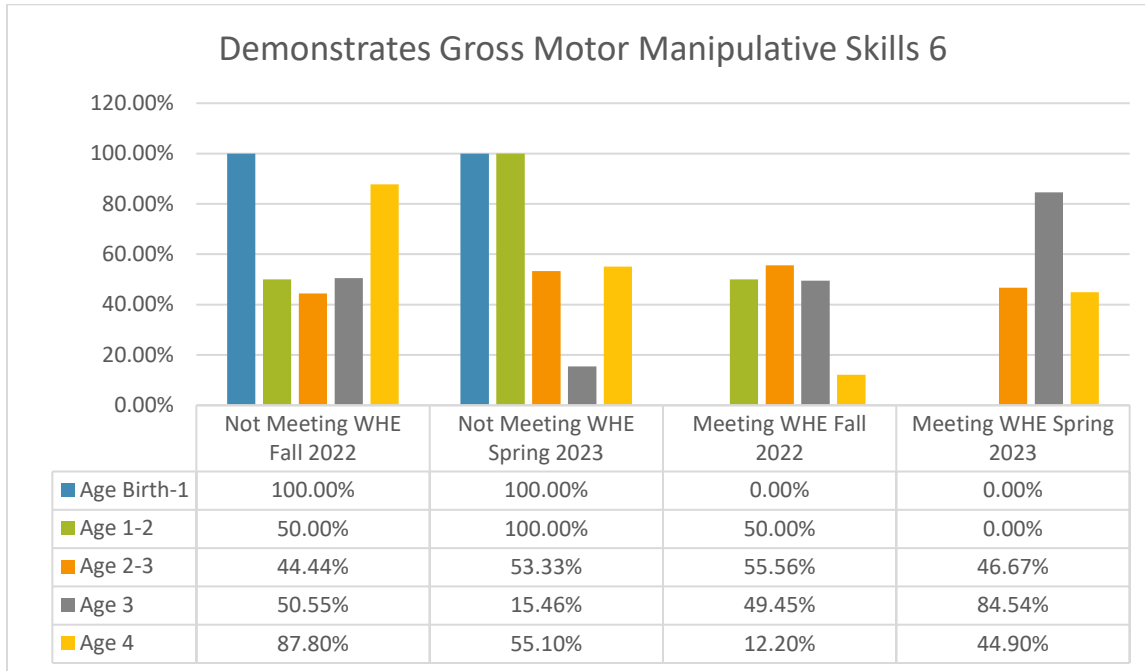
Follows Directions 8b (Boys/Girls)



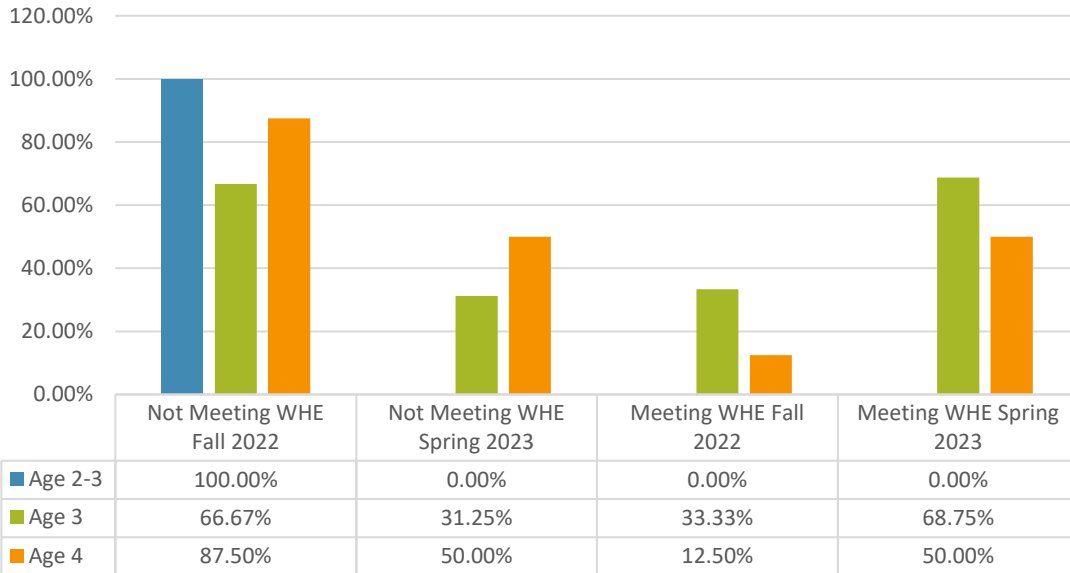
Follows Directions 8b (IFSP/IEP)



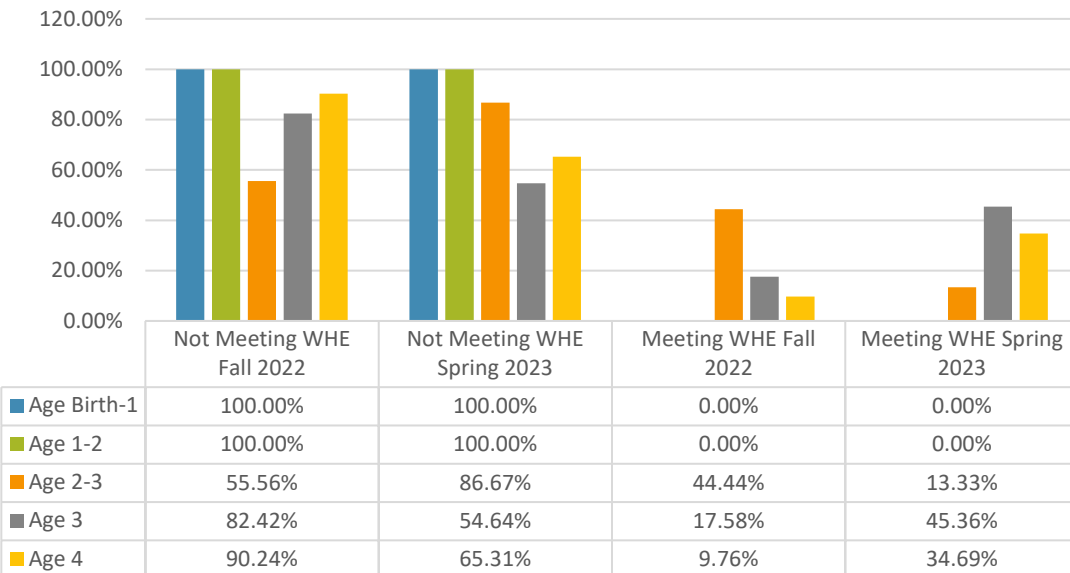
Physical Development- Children will demonstrate increasingly complex skills in fine and gross motor development. (TS Gold Obj. 6, 7a)



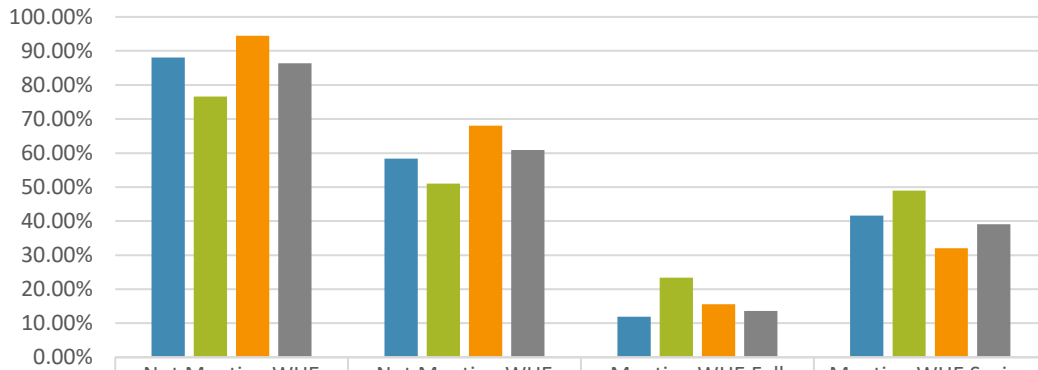
Demonstrates Gross Motor Manipulative Skills 6 (IFSP/IEP)



Uses Fingers and Hands 7a

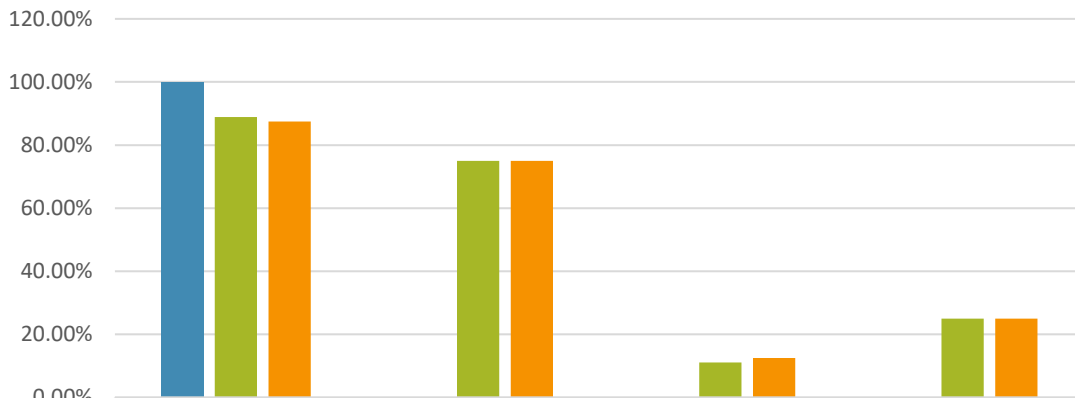


Uses Fingers and Hands 7a (Boys/Girls)



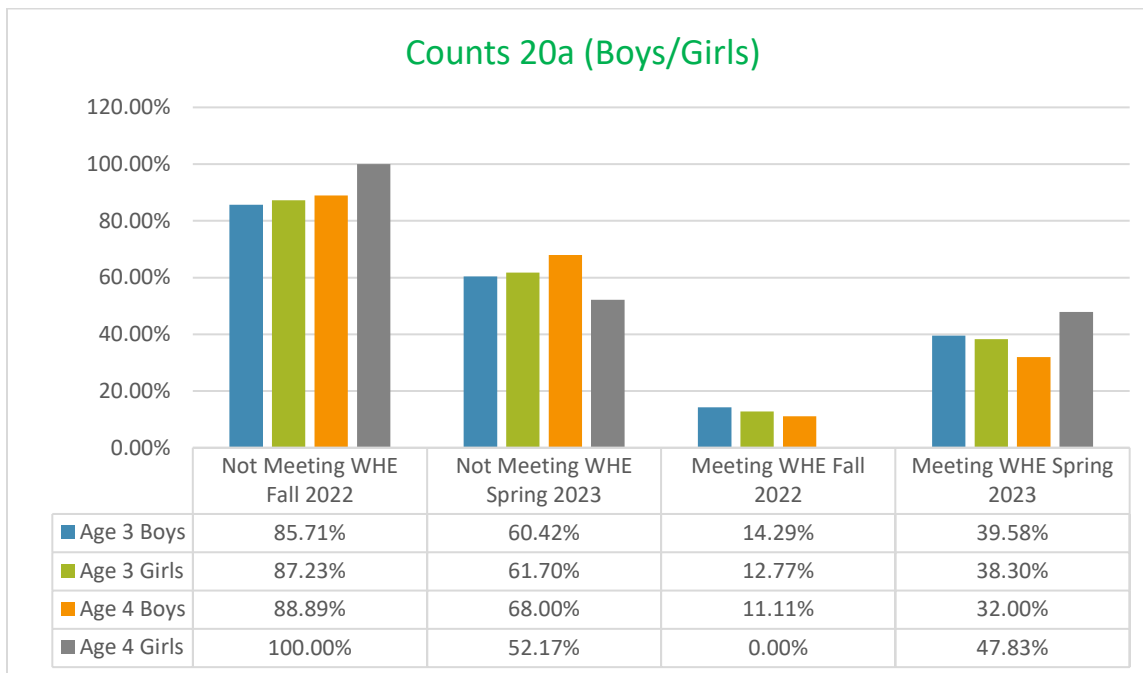
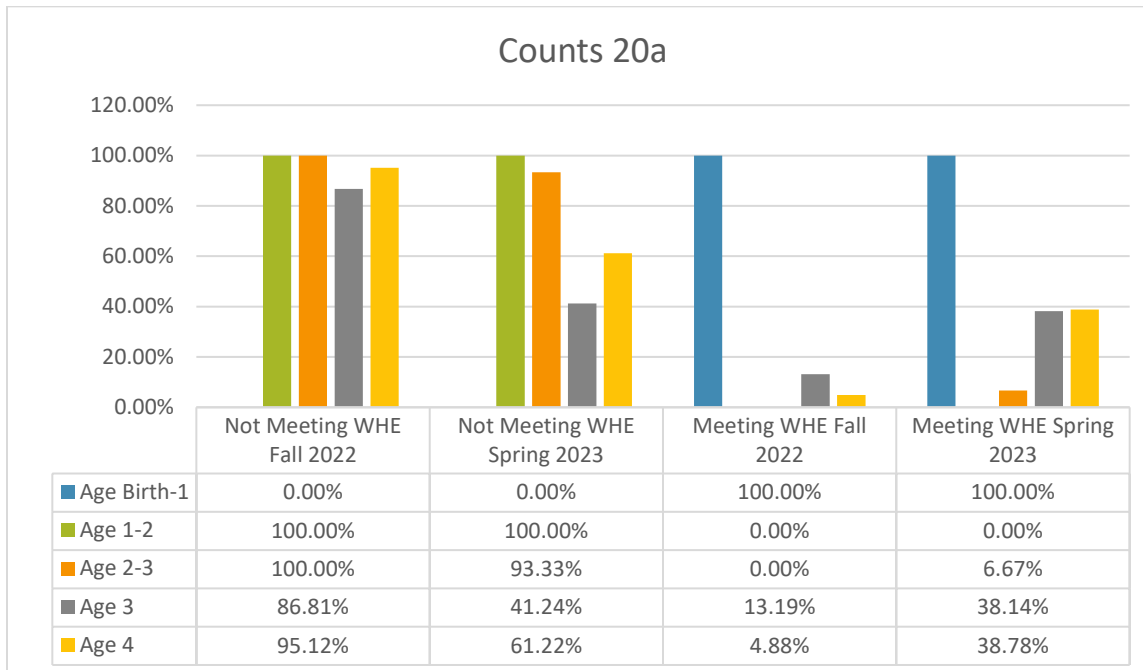
	Not Meeting WHE Fall 2022	Not Meeting WHE Spring 2023	Meeting WHE Fall 2022	Meeting WHE Spring 2023
Age 3 Boys	88.10%	58.33%	11.90%	41.67%
Age 3 Girls	76.60%	51.06%	23.40%	48.94%
Age 4 Boys	94.44%	68.00%	15.56%	32.00%
Age 4 Girls	86.36%	60.87%	13.64%	39.13%

Uses Fingers and Hands 7a (IFSP/IEP)

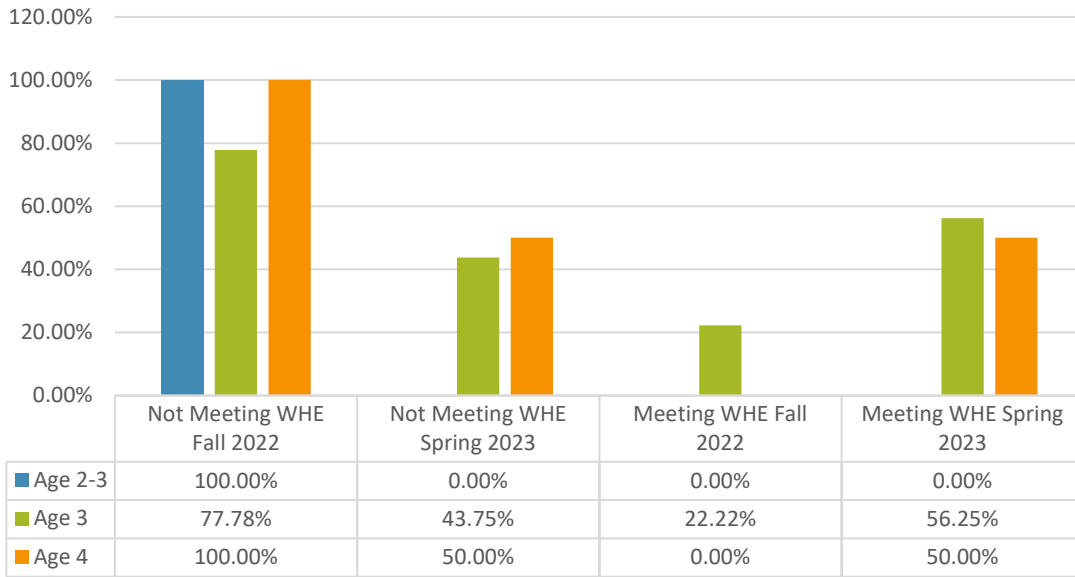


	Not Meeting WHE Fall 2022	Not Meeting WHE Spring 2023	Meeting WHE Fall 2022	Meeting WHE Spring 2023
Age 2-3	100.00%	0.00%	0.00%	0.00%
Age 3	88.89%	75.00%	11.11%	25.00%
Age 4	87.50%	75.00%	12.50%	25.00%

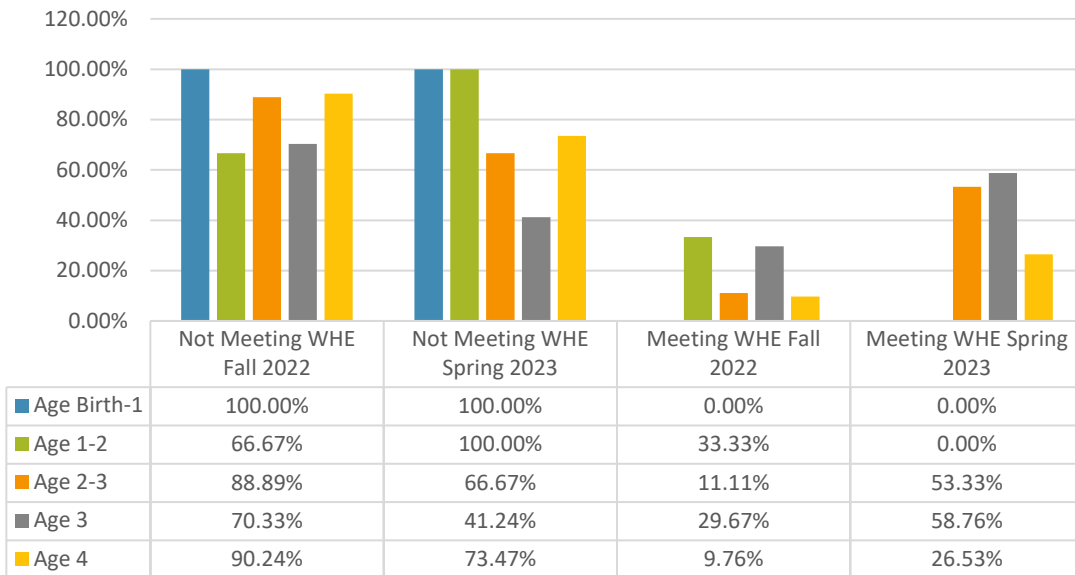
Cognitive and General Knowledge- Children will acquire increasing mathematical knowledge of number sense and quantity. (TS Gold Obj. 20 a-c)



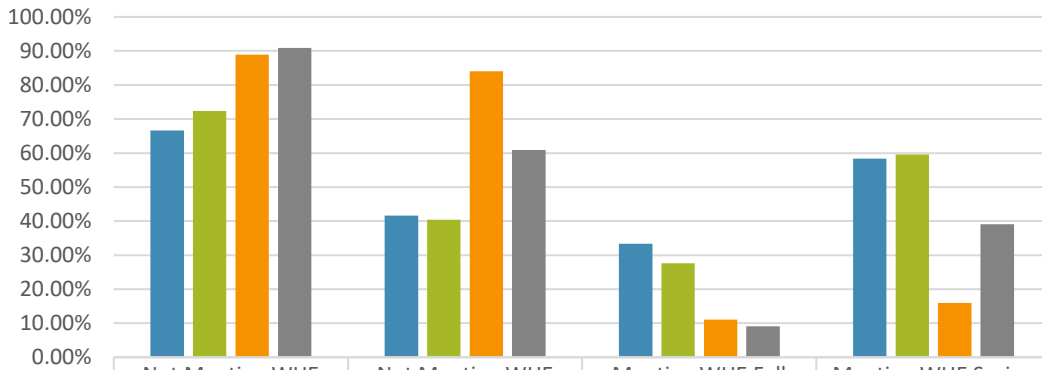
Counts 20a (IFSP/IEP)



Quantifies 20b

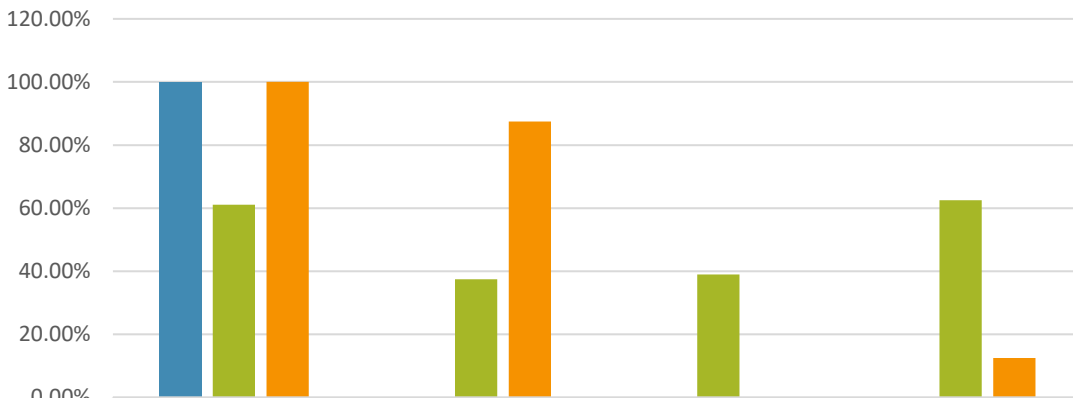


Quantifies 20b (Boys/Girls)



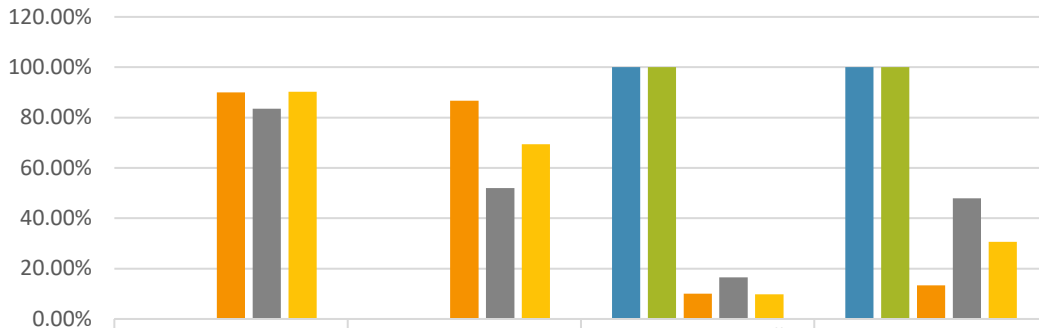
	Not Meeting WHE Fall 2022	Not Meeting WHE Spring 2023	Meeting WHE Fall 2022	Meeting WHE Spring 2023
Age 3 Boys	66.67%	41.67%	33.33%	58.33%
Age 3 Girls	72.34%	40.43%	27.66%	59.57%
Age 4 Boys	88.89%	84.00%	11.11%	16.00%
Age 4 Girls	90.91%	60.87%	9.09%	39.13%

Quantifies 20b (IFSP/IEP)



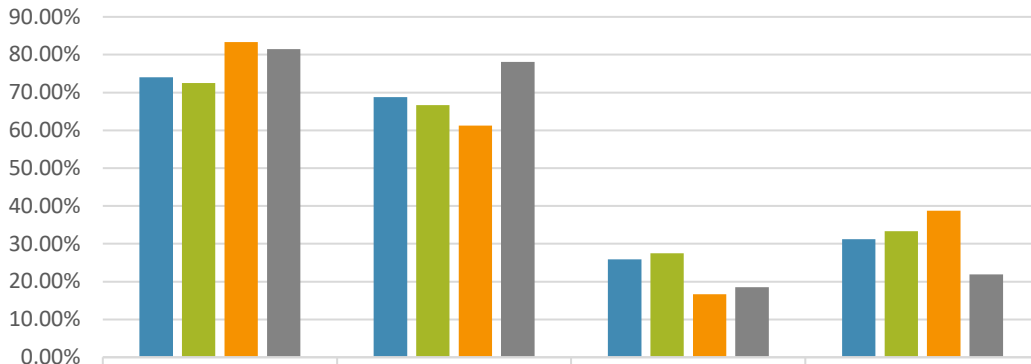
	Not Meeting WHE Fall 2022	Not Meeting WHE Spring 2023	Meeting WHE Fall 2022	Meeting WHE Spring 2023
Age 2-3	100.00%	0.00%	0.00%	0.00%
Age 3	61.11%	37.50%	38.99%	62.50%
Age 4	100.00%	87.50%	0.00%	12.50%

Connects Numerals with Quantities 20c



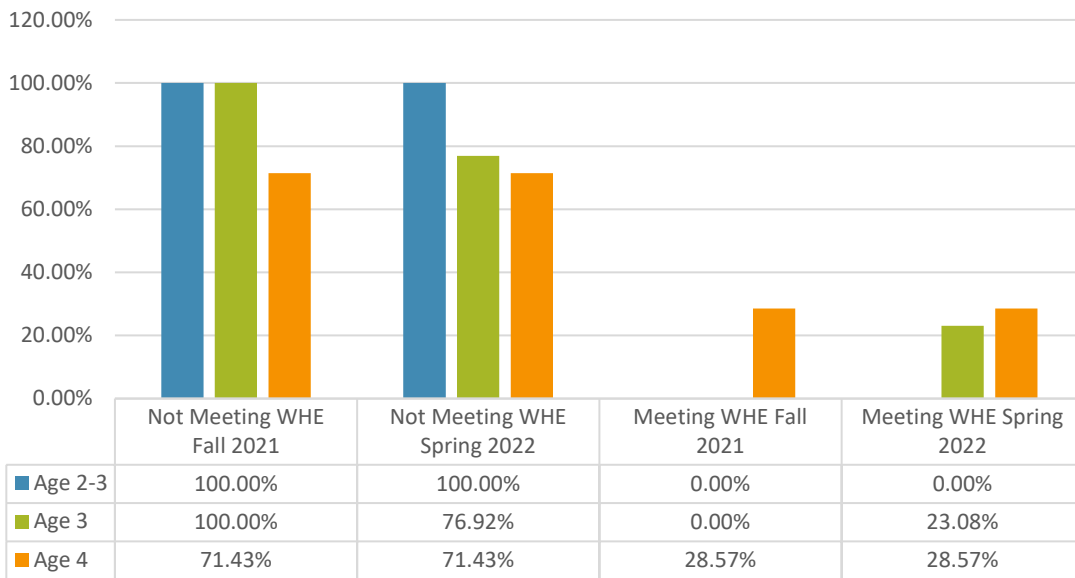
	Not Meeting WHE Fall 2022	Not Meeting WHE Spring 2023	Meeting WHE Fall 2022	Meeting WHE Spring 2023
Age Birth-1	0.00%	0.00%	100.00%	100.00%
Age 1-2	0.00%	0.00%	100.00%	100.00%
Age 2-3	90.00%	86.67%	10.00%	13.33%
Age 3	83.52%	52.04%	16.48%	47.96%
Age 4	90.24%	69.39%	9.76%	30.61%

Connects Numerals with Quantities 20c (Boys/Girls)



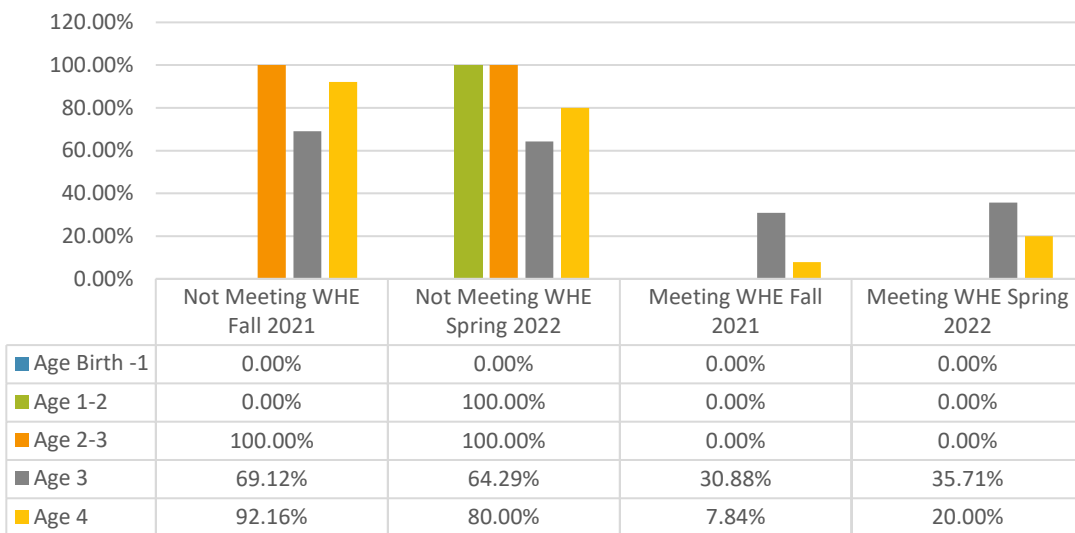
	Not Meeting WHE Fall 2021	Not Meeting WHE Spring 2022	Meeting WHE Fall 2021	Meeting WHE Spring 2022
Age 3 Boys	74.07%	68.75%	25.93%	31.25%
Age 3 Girls	72.50%	66.67%	27.50%	33.30%
Age 4 Boys	83.33%	61.29%	16.67%	38.71%
Age 4 Girls	81.48%	78.13%	18.52%	21.88%

Connects Numerals with Quantities 20c (IFSP/IEP)

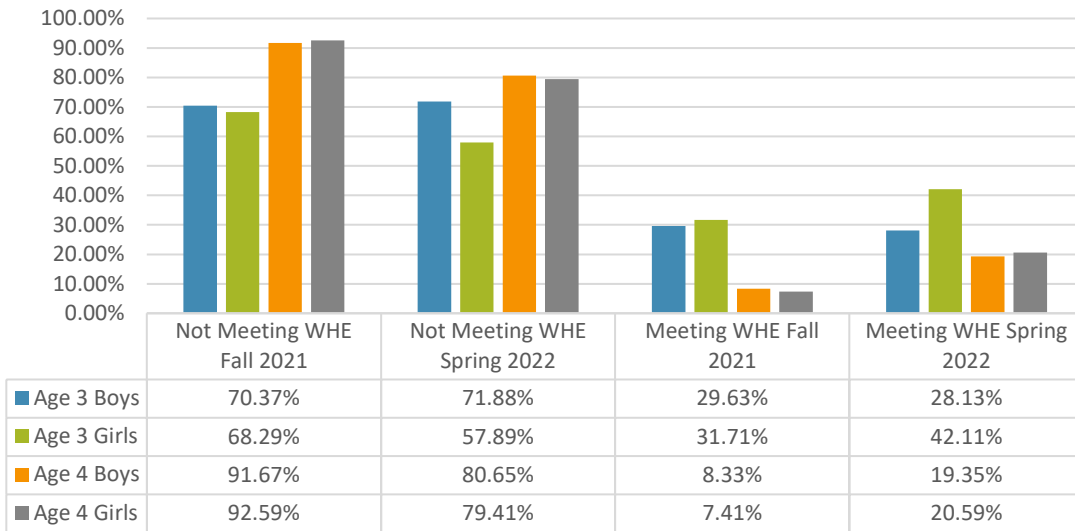


Literacy Development- Children will interact during read aloud and book conversations. (TS Gold Obj. 18a)

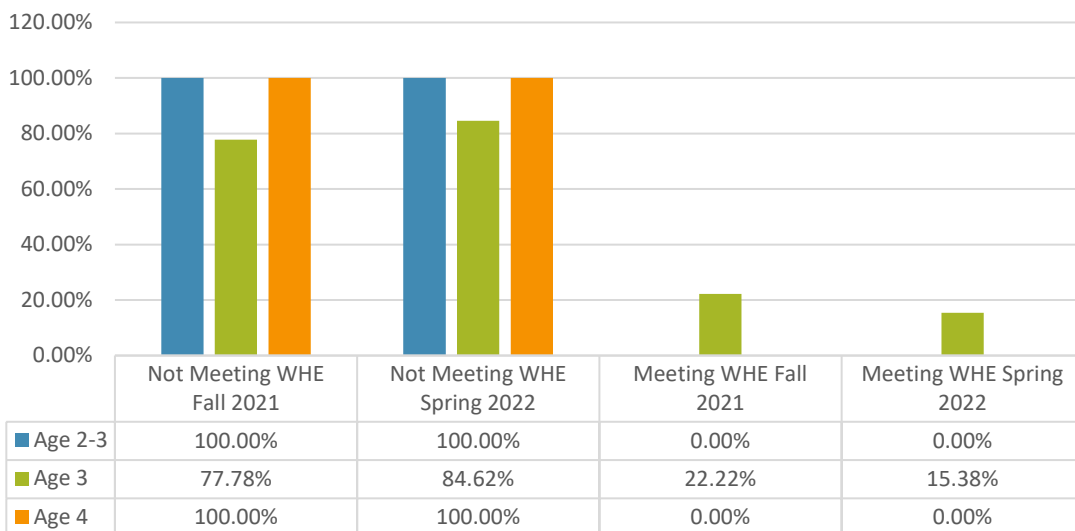
Interacts During Reading Experiences, Book Conversations, and Text Reflections 18a



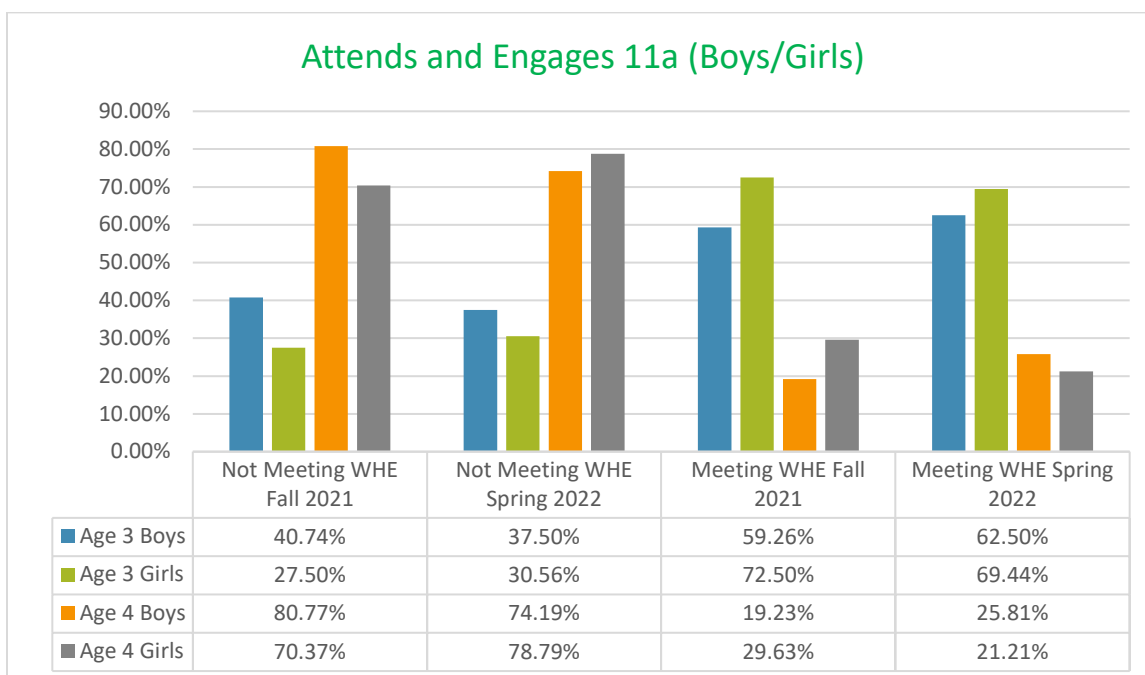
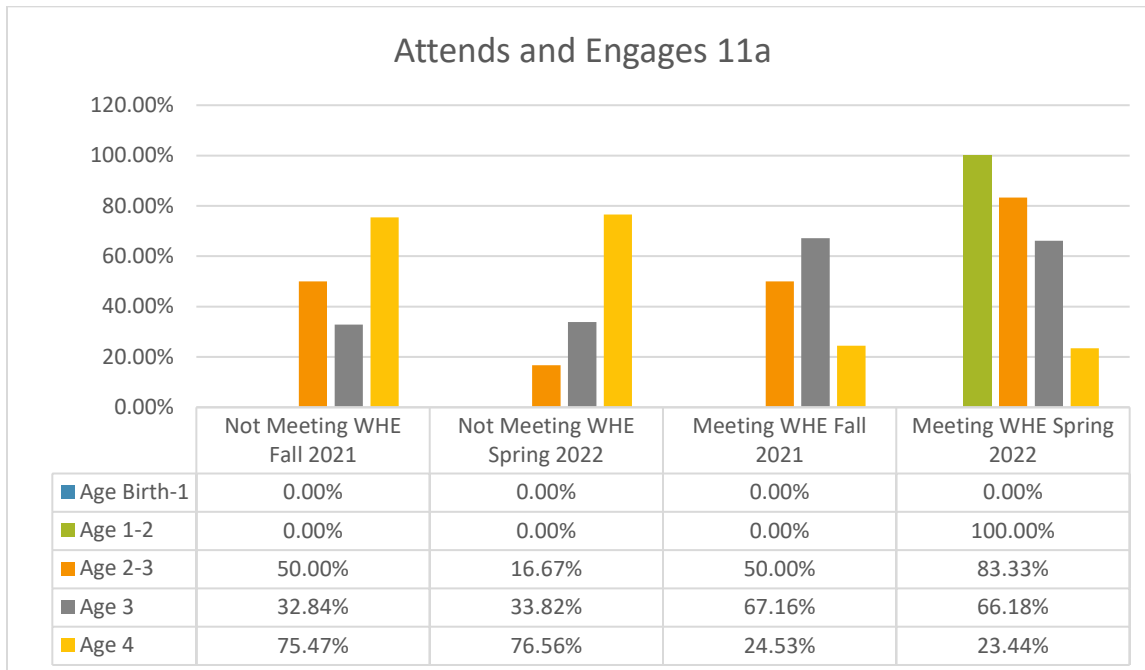
Interacts During Reading Experiences, Book Conversations, and Text Reflections 18a (Boys/Girls)

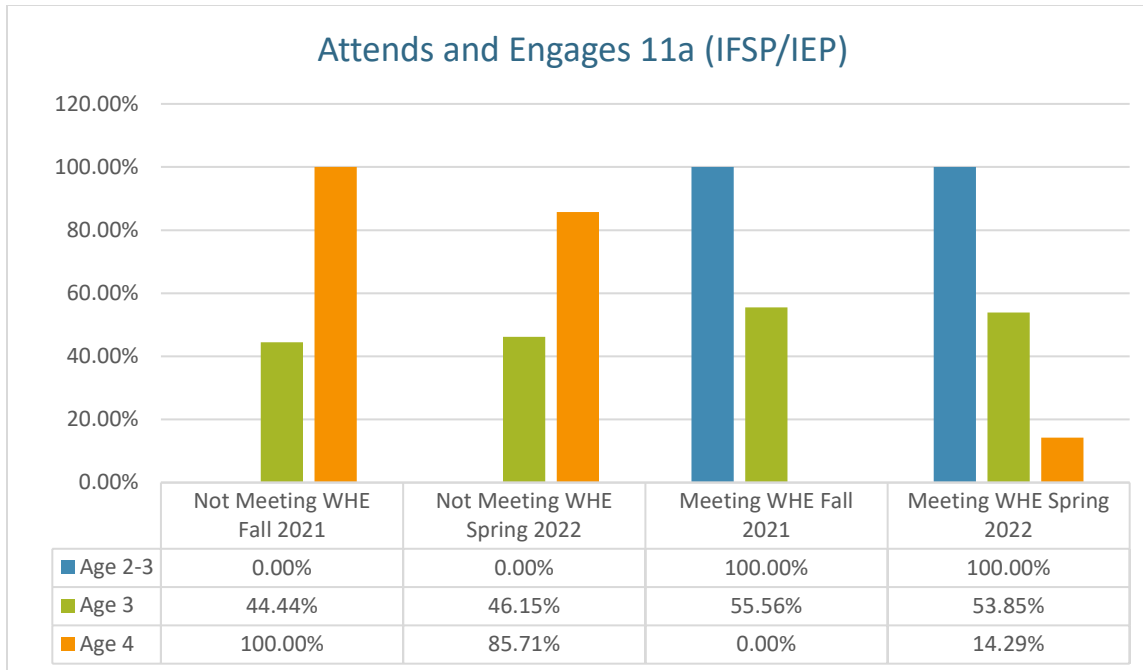


Interacts During Reading Experiences, Book Conversations, and Text Reflections 18a (IFSP/IEP)



Approaches to Learning Domain- Children will demonstrate positive approaches to learning through attention and engagement. (TS Gold Obj. 11a)





CLASS Observation Comparison

CLASS scores comparison by Domain Fall 2022–Spring 2023

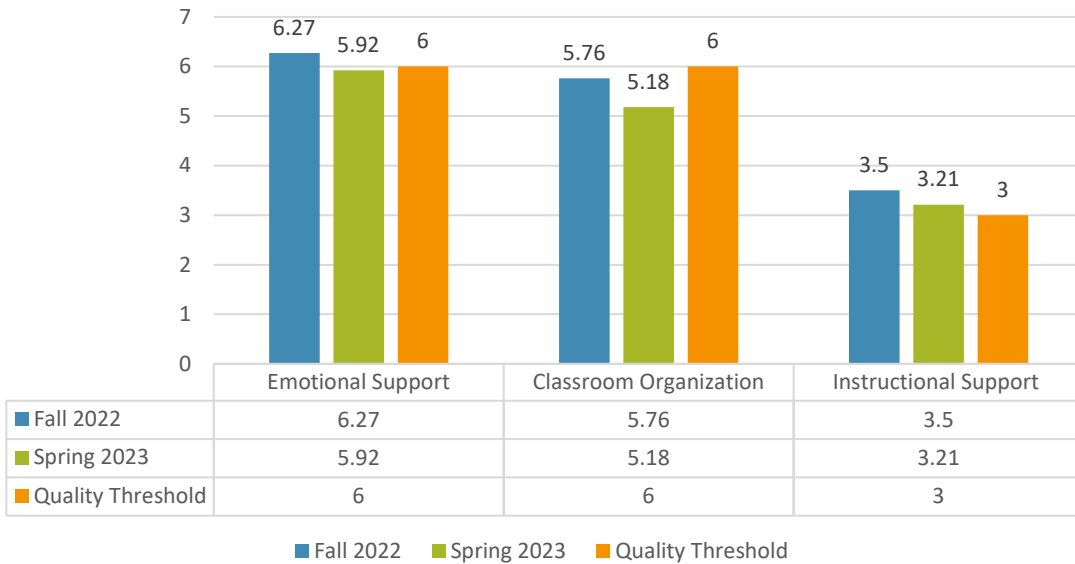
High Range: 6-7

Mid-Range: 3-4-5

Low Range: 1-2

Head Start Classroom	Emotional Support Fall 2022	Emotional Support Spring 2023	Classroom Organization Fall 2022	Classroom Organization Spring 2023	Instructional Support Fall 2022	Instructional Support Spring 2023
Room A	6.75	5.31	6.33	4.50	4.67	3.58
Room B	6.13	6.25	5.42	5.50	3.08	2.83
Room C	6.69	6.00	6.42	5.44	3.50	3.11
Room D	5.31	5.13	4.25	3.75	2.50	3.75
Room E	6.13	6.00	5.42	5.58	3.33	3.58
Room F	6.25	6.19	5.67	5.83	3.00	3.75
Room G	6.50	6.50	5.83	6.00	3.67	3.83
Room H	6.69	6.25	6.75	5.17	3.92	2.17
Program Averages:	6.27	5.92	5.76	5.18	3.50	3.21
CLASS Quality Thresholds: Emotional Support 6.0, Classroom Organization 6.0, Instructional Support 3.0						

Fall 2022, Spring 2023, and Quality Threshold Comparison



Improving our Materials and Spaces



The program was able to submit a budget revision due to funds remaining in salary/fringe and supplies to purchase a pick-up truck and complete a fence project at OU-C. The pick-up truck

allows us to move materials between sites more efficiently. The fence project included raising the height of our preschool playground fences from 4 foot to 6 foot and enclosing the walking path from the building to the large playground!



Professional Development



Staff members had the opportunity to attend Conscious Discipline Reboot during the OHSAI Conference in August 2022. The program has a goal to provide nurturing, responsive practices, interactions, and environments that foster trust

and emotional security. Professional Development opportunities that focus on the skills and powers of Conscious Discipline support many of our program goals!

Employees had the opportunity to attend a two-day training event in March of 2022 hosted by COAD. The event was held at the Shawnee Lodge.



Conscious Discipline Institute



The program was able to send two teams to Conscious Discipline Institute in June of 2023. The Infant/Toddler Team traveled to Orlando, Florida for a week-long training and the Preschool Team traveled to Las Vegas, Nevada.





The 2022-2023 Employee Wellness Survey Says.....

86% of employees completing the survey say they are satisfied with the support they receive in their position.

81% of employees completing the survey say they are satisfied with the communication they receive.

90% of employees completing the survey say they have access to the supplies/materials needed to do their job.

98% of employees completing the survey say they clearly understand what is expected of them at work.

85% of employees completing the survey say that the mission/purpose of our program makes them feel their job is important.



Most Recent Financial Audit

The annual financial audit is taken to the Board annually for approval. The Independent Auditor's report by The Tidwell Group, LLC. through December 2022 indicated **no findings or questioned costs** relative to federal awards.

Monitoring

- The program did not receive any federal monitoring during the 2022-2023 program year.
- All three Head Start centers maintained their 5 STAR SUTQ Rating.

Program Budget & Expenses

Base Grant Budget

July 1, 2022-June 30, 2023

Head Start Federal Grant Award: \$2,817,480.00

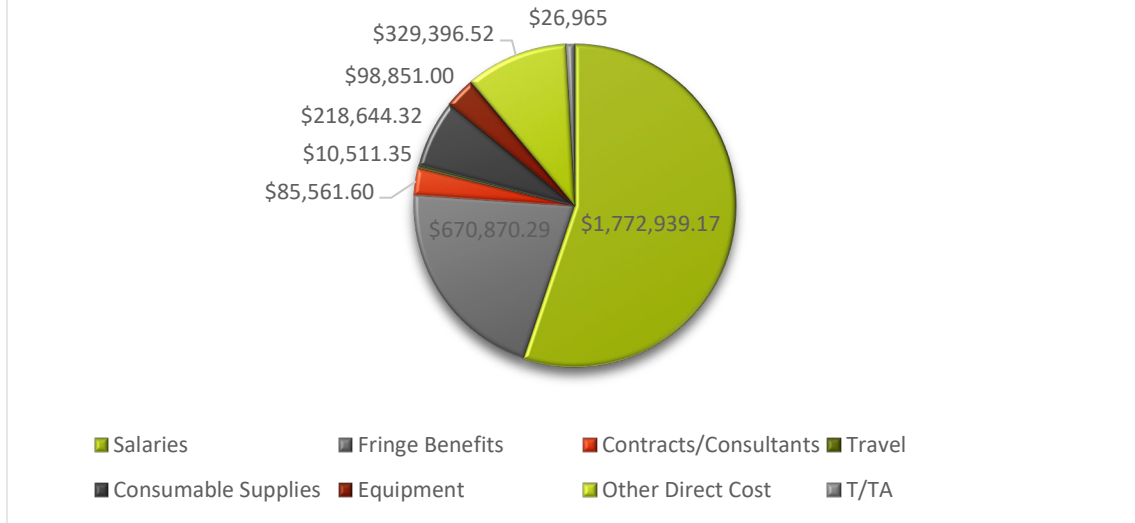
Carryover Funds from 2021-2022: \$396,404.00

Total Award with Carryover: \$3,213,884.00

Category	Budget	Expenses
Salaries	\$1,779,643.00	\$1,772,939.17
Fringe Benefits	\$682,418.00	\$670,870.29
Contracts/Consultants	\$75,500.00	\$85,561.60
Travel	\$11,337.00	\$10,656.10
Consumable Supplies	\$211,980.00	\$218,644.32
Equipment	\$100,000.00	\$98,851.00
Other Direct Cost	\$325,956.00	\$329,396.52
T/TA	\$26,965.00	\$26,965
Total:	\$3,213,884.00	\$3,213,884.00

*The program was granted approval to carryover \$396,404.00 in base grant funding to the 2022-2034 program year. All funds were expended.

2022-2023 Base Grant Expenses by Category

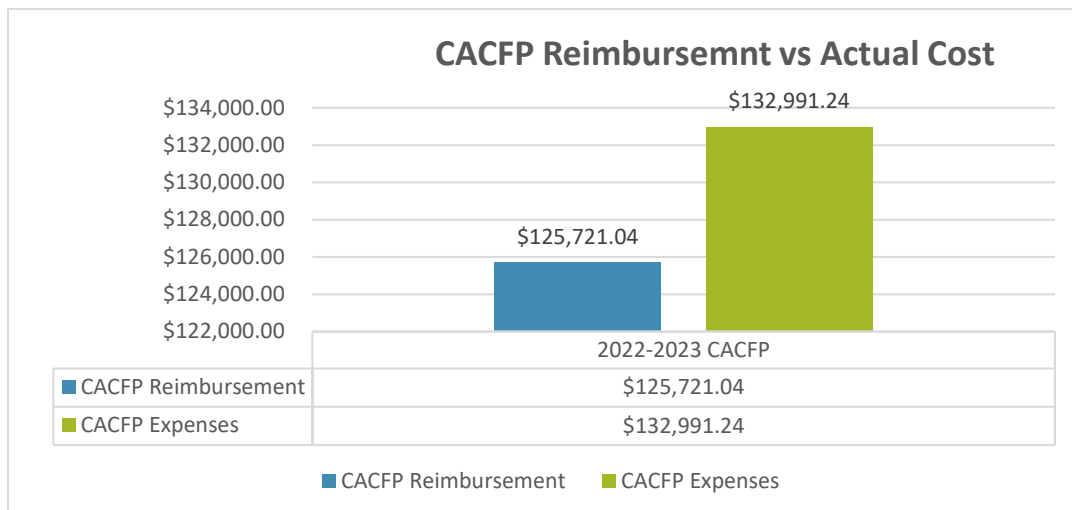


****The program was awarded \$245,283 in American Rescue Plan funding. The funding must be fully spent by March 31, 2023. The program only had \$2,343.00 remaining to spend in the 2022-2023 funding cycle.**

Category	Expenses
Salaries	\$1,254.69
Fringe	\$332.46
Supplies	\$756.25
Total	\$2,343.00

CACFP Reimbursement

****The program received a CACFP reimbursement in the amount of \$125,721.04 between October 1, 2022-September 30, 2023.**



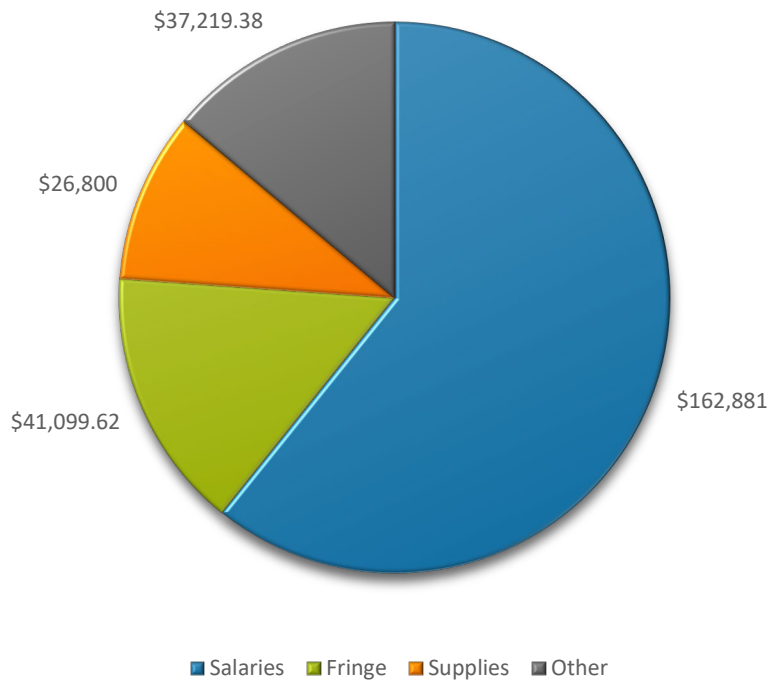
State ECE Funding

July 1, 2022–June 30, 2023

Total Award: \$268,000

Category	Budget	Expenses
Salaries	\$148,742.00	\$162,881.00
Fringe Benefits	\$48,808.00	\$41,099.62
Consumable Supplies	\$26,800.00	\$26,800.00
Other Direct Cost	\$43,650.00	\$37,219.38
Total	\$268,000	\$268,000

2022-2023 State ECE Expenses by Category



Hero for a Child

Laura Denise Sanford was an employee of Ross County Community Action Head Start from September 8, 1981, until she passed away on November 3, 2021. Denise first became affiliated with the Head Start program as a parent and then was hired as an Assistant Teacher in 1981, spending the next 40 years in multiple positions within the program. Denise obtained an Associate of Applied Science degree in 2006 and a Bachelor of Early Childhood Education degree in 2009 from The Ohio University while working full time for the program. Denise had a passion for advocating for children and families, specifically children with developmental delays and those who had to overcome adverse experiences. Denise had the ability to relate to all people and was loved dearly by those who worked with her. RCCAC wanted to honor Denise' years of dedication to the children and families of Ross County by annually recognizing



one Head Start parent the ***Laura Denise Sanford “Hero for a Child” Award***. The program will recognize the recipients of the awards each year during the June RCCAC Governing Board meeting, Denise family will be invited to the presentation. A plaque honoring Denise and recognizing the recipients of the annual award will be displayed at the Ross County/Ohio University Chillicothe Child Development and Family Service Center.



2022-2023 Recipient Erica Wallace

Saying Goodbye...



Ms. Kathleen Olderham was an employee of Ross County Community Action Head Start from June 2, 2000, until her passing on May 6, 2023. Kathleen was the Family and Community Partnership Manager for the program and was well known in the community as an advocate for the children/families of Ross County. She is greatly missed by her colleagues and the

families that she provided services to. We will remember the laughter that she could bring to a room, and we endeavor to take the time to listen to the stories of one another with the same compassion that she was known for!

For more information about Ross County Community Action and the Early Childhood Programs, visit our website at:

www.rossccac.org